

## GG 1627 - Frameless Glass to Glass Hinged Door and Panel

### Features:

- Dual swing option available. (Swing out standard)
- 6" C-pull handle included. (Upgrades available)
- 9/16" X 5/8" standard wall channels.
- Delfector sweep and "L" vinyl to seal the unit door.
- Heavy duty hinges for large doors required (30"+).
- Base wall channel can be replaced with clips (contact for more info).

### Configurations:


- Consists of single door and inline panel.

### Glass coating option:

- Diamon-Fusion treatment helps protect the build up of soap scum and hard water deposits and reduces cleaning time by 50%. Simply wipe down with a washcloth or squeegee after showering.

### Codes/Standards

Tempered Glass  
ANSI Z97.1  
16 CFR 1201



### • Material

High polished anodized aluminum.

### • Colors

Available in Polished Chrome, Satin Nickel, Gold, Painted colors (6), available upon request

### • Century Bathworks 3 year Limited Warranty

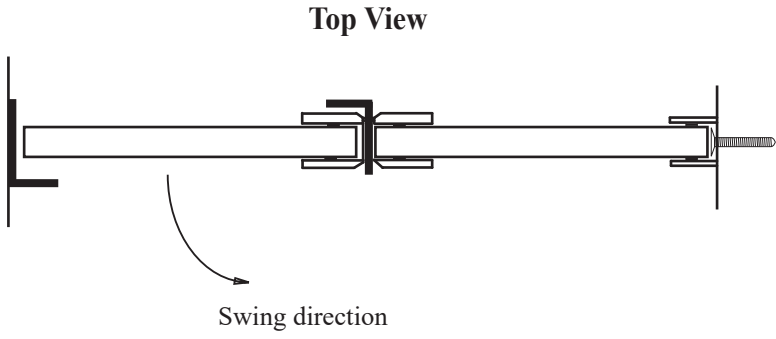
See website or call for detailed information.

### • Specifications

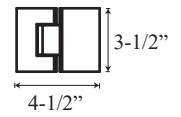
Model Number: GG-1627  
Door Type: Single door and inline panel  
Opening Style: Hinged  
Glass thickness: 3/8" or 1/2"  
Assembly: Read installation guide  
Country of origin: United States of America

### • For residential and hospitality use

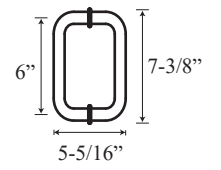
# GG 1627 - Frameless Glass to Glass Hinged Door and Panel



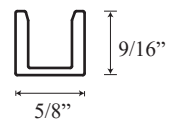
Glass to glass Hinge →



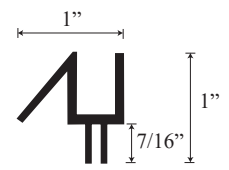
C-Pull Handle →



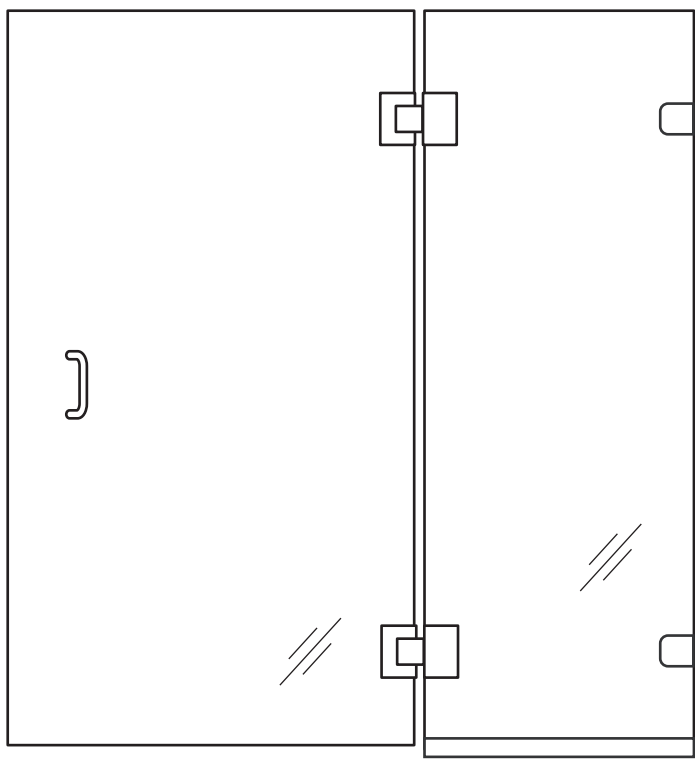
Wall Channel →



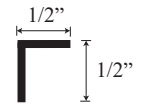
Deflector Sweep →



**Section or Side view**



"L" Vinyl →



Wall Clip →

