

## Glusstec Elite Top Rolling Slider (Barndoor)

### Features:

- Stainless steel hardware
- Adjustable height rollers for a precise installation
- 16" ladder pull
- Adjustable door stops
- Accommodates openings up to 72" wide and 80" tall (custom widths are available)

### Configurations:


- Consists of 1 door sliding and 1 stationary panel

### Glass coating option:

- Diamon-Fusion treatment helps protect the build up of soap scum and hard water deposits and reduces cleaning time by 50%. Simply wipe down with a washcloth or squeegee after showering.

### Codes/Standards

Tempered Glass  
ANSI Z97.1  
16 CFR 1201



### • Material

High quality Stainless Steel.

### • Colors

Available in Brushed Stainless, Polished Stainless, Matte Black

### • Century Bathworks 3 year Limited Warranty

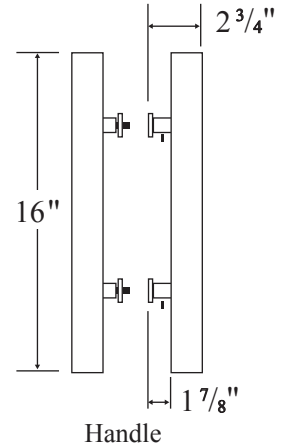

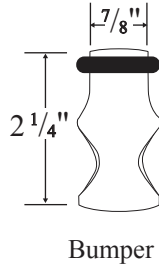
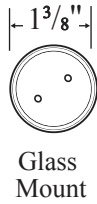
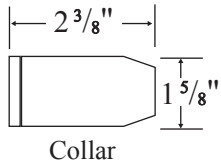
See website or call for detailed information.

### • Specifications

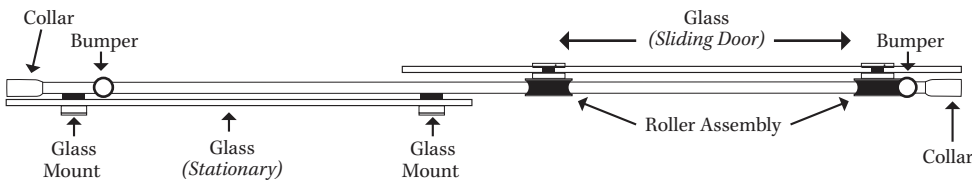
Model Number: Elite Barndoor bypass  
Door Type: 1 sliding door  
Opening style: Sliding  
Glass thickness: 3/8"  
Assembly: Read installation guide

### • For residential and hospitality use

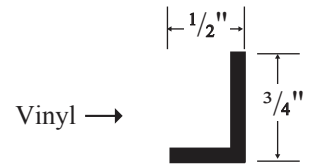
# Glasstec Elite Top Rolling Slider (Barndoor)



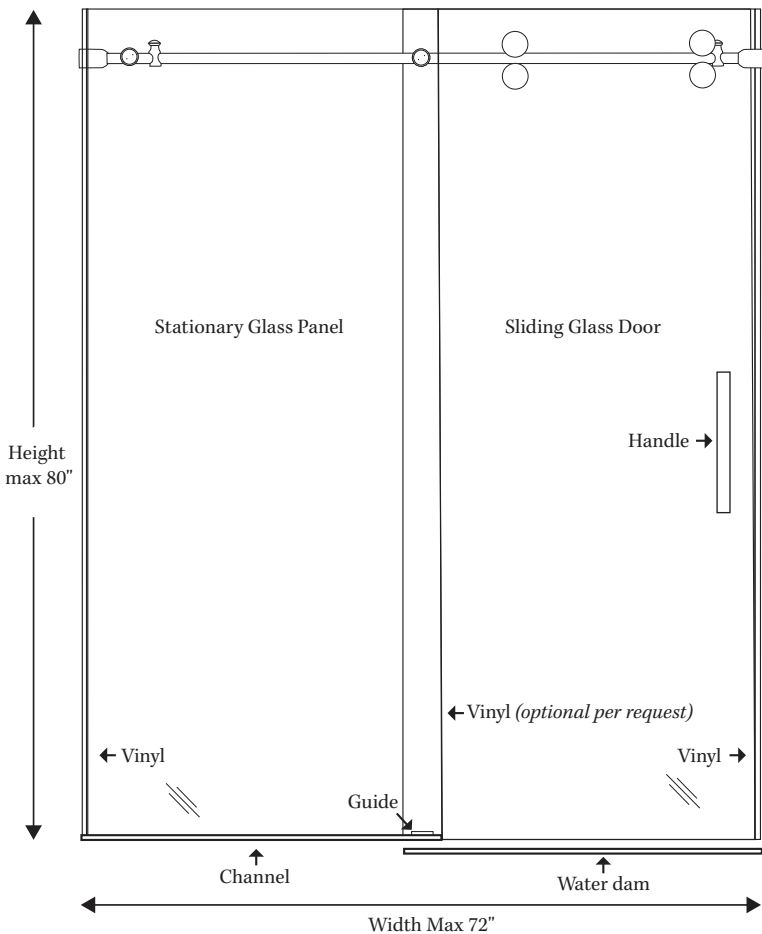
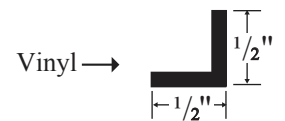
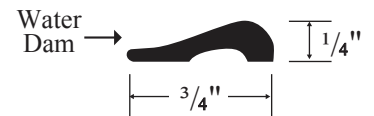
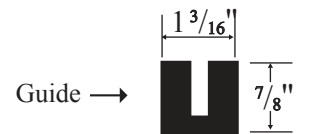
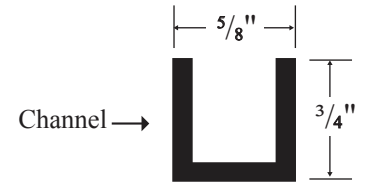
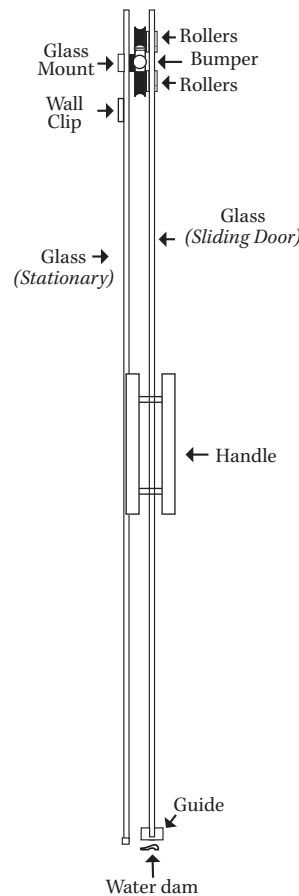
Top View



Front View



Side View



Illustrations not to scale