

Glasstec Elite Top Rolling Slider (Barndoor)

Features:

- Stainless steel hardware
- Adjustable height rollers for a precise installation
- 16" ladder pull
- Adjustable door stops
- Accommodates openings up to 72" wide and 80" tall (custom widths are available)

Configurations:


- Consists of 1 door sliding and 1 stationary panel

Glass coating option:

- Diamon-Fusion treatment helps protect the build up of soap scum and hard water deposits and reduces cleaning time by 50%. Simply wipe down with a washcloth or squeegee after showering.

Codes/Standards

Tempered Glass
ANSI Z97.1
16 CFR 1201



• Material

High quality Stainless Steel.

• Colors

Available in Brushed Stainless, Polished Stainless, Matte Black

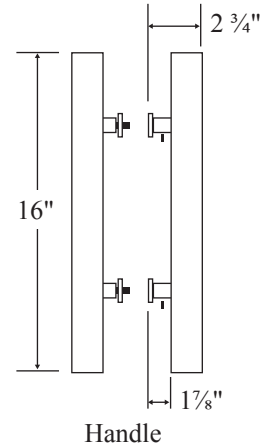

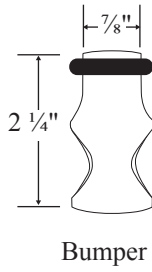
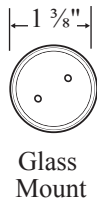
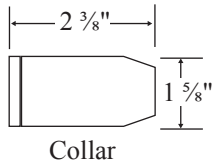
• Century Bathworks 3 year Limited Warranty

See website or call for detailed information.

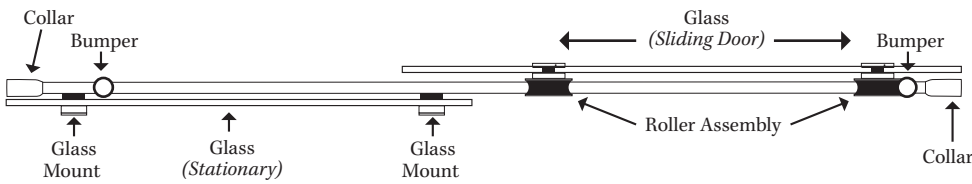
• Specifications

Model Number: Elite Barndoor bypass
Door Type: 1 sliding door
Opening style: Sliding
Glass thickness: 3/8"
Assembly: Read installation guide

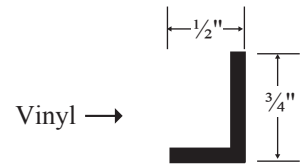
Glasstec Elite Top Rolling Slider (Barndoor)



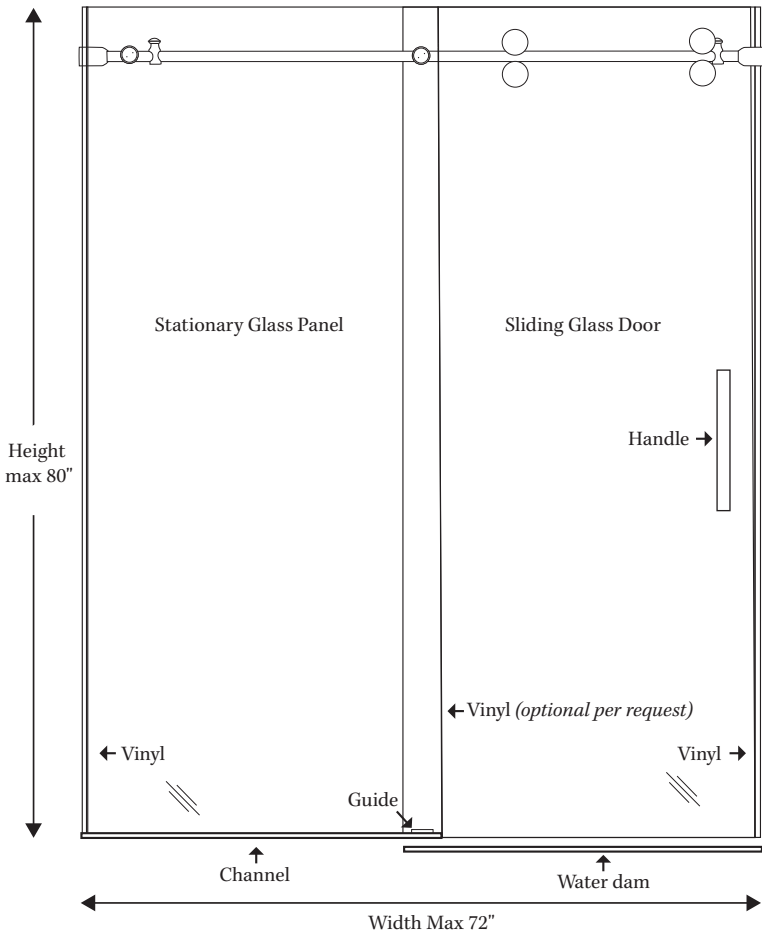
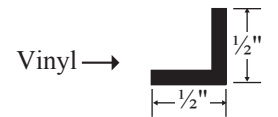
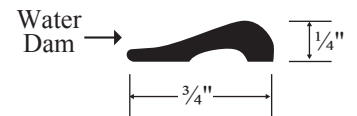
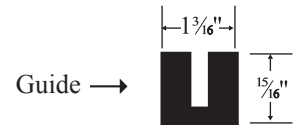
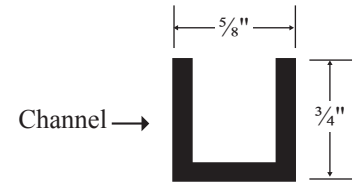
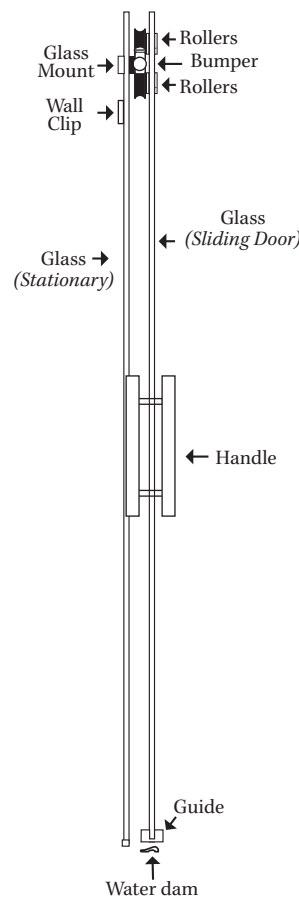
Top View



Front View



Side View



Illustrations not to scale